



Student & Parent Data Guide

A strong partnership between home and school is the foundation for success.

Student Name _____

Parent(s)/Guardian(s) Name _____

Attendance 2016-17: Please track how many days you are absent from school for each month—try to see how many ZEROs you can get! As a school, WMS is continuing to work on improving our attendance. We are setting a goal of **96%** this school year. This is your chance to support our school goal! **MY ATTENDANCE GOAL FOR THE SCHOOL YEAR IS _____!**

<input type="text"/>	<input type="text"/>	<input type="text"/>	<input type="text"/>	<input type="text"/>	<input type="text"/>	<input type="text"/>	<input type="text"/>	<input type="text"/>	<input type="text"/>	<input type="text"/>
Aug	Sept	Oct	Nov	Dec	Jan	Feb	Mar	Apr	May	Total %

***Fun tip: To calculate your attendance percentage...take the total number of school days in the month, subtract the number of days you missed, then divide by the total number of days.

Scholastic Reading (SRI): Please record your SRI scores below. We encourage you to set goals for yourself and take pride with each accomplishment, and know that you are doing your part in helping WMS reach its goals!

	SRI Score	SRI Goal
Fall 2016		
Winter 2016		
Spring 2017		

Truman Challenge: Every year we challenge our students to read some or all of the Truman Award Winning books.

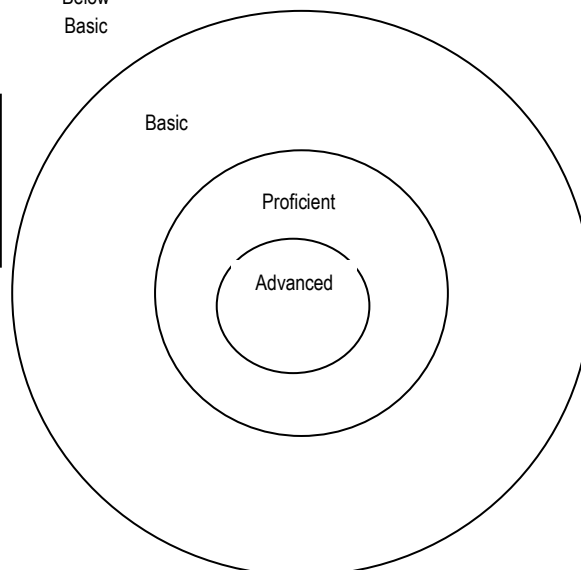
# Books Completed	Keep your tally marks in the rows below
4-7	
8-11	
ALL 12	

***Helpful tip: Think of yourself as an athlete...how do you improve? PRACTICE! Just like athletes lift weights to increase muscles, students must read to increase their reading skills.

Missouri Assessment Program (MAP): The results from this state assessment have a great impact on our schools and communities. It is our goal to improve to have the highest scores in all of St. Charles AND St. Louis County. Below we have a chart that will help to see how **your score** from last school year impacted our school's overall score.

Communication Arts and Mathematics

Below
Basic



Your Communication Arts Score 2016:

Your Mathematics Score 2016:

Draw an arrow to where your score lands on the target.

Report Card Grades: Please use this chart to record your progress throughout the school year and set goals for improvement.




	Goal: Sem 1	Progress Report: Qtr 1	Qtr 1 Grade	Progress Report: Qtr 2	Qtr 2 Grade	Sem 1 Grade	Goal: Sem 2	Progress Report: Qtr 3	Qtr 3 Grade	Progress Report: Qtr 4	Qtr 4 Grade	Sem 2 Grade
ELA												
Math												
Science												
Social Studies												
PE/Health												
Explo:												
Explo:												

CHART YOUR SUCCESS!

Step 1: Set school goals for ATTENDANCE, GRADES, and BEHAVIOR.

Step 2: Each month chart your success in achieving your goals (put an "A" for Attendance, "G" for Grades, and "B" for Behavior in the appropriate box).

Step 3: If you're being successful, enjoy it and continue! If you're failing to meet your goals, think about why that's happening, make adjustments, and experience success.

Exceeding your Goal 											
Meeting your Goal 											
Failing to meet your Goal 											
	Aug	Sept	Oct	Nov	Dec	Jan	Feb	Mar	Apr	May	

PLEASE REMEMBER THE WENTVILLE SCHOOL DISTRICT MISSION STATEMENT....

Learning Today, Leading Tomorrow

WMS Core Values: RESPECTFUL, RESPONSIBLE, SAFE